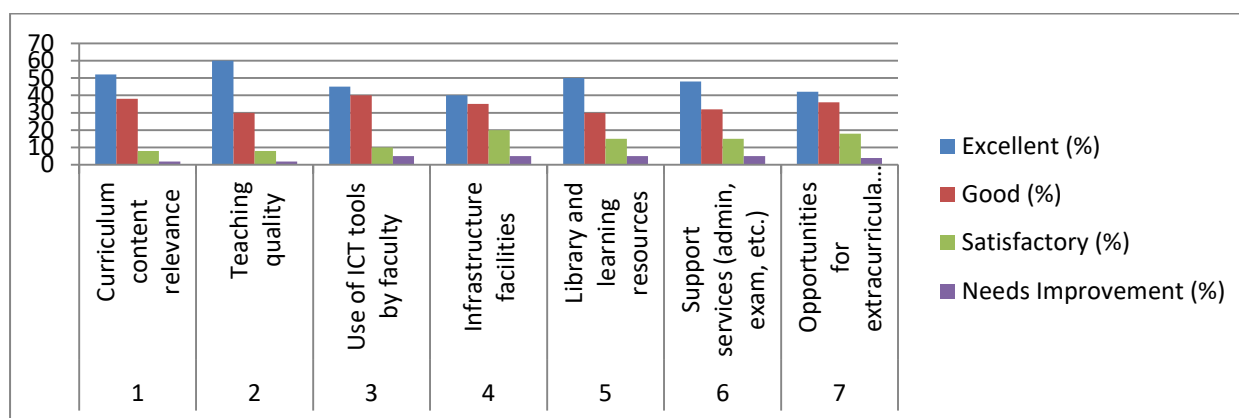




**Late Harilal Naik Gramin Vikas Sanstha's**  
**Rajiv Gandhi College of Computer Science**

**Student Feedback Analysis Report (Academic Year: 2021–22):**

Sr. No.	Feedback Parameter	Excellent (%)	Good (%)	Satisfactory (%)	Needs Improvement (%)
1	Curriculum content relevance	52	38	8	2
2	Teaching quality	60	30	8	2
3	Use of ICT tools by faculty	45	40	10	5
4	Infrastructure facilities	40	35	20	5
5	Library and learning resources	50	30	15	5
6	Support services (admin, exam, etc.)	48	32	15	5
7	Opportunities for extracurricular activities	42	36	18	4



**IQAC CORDINATOR**

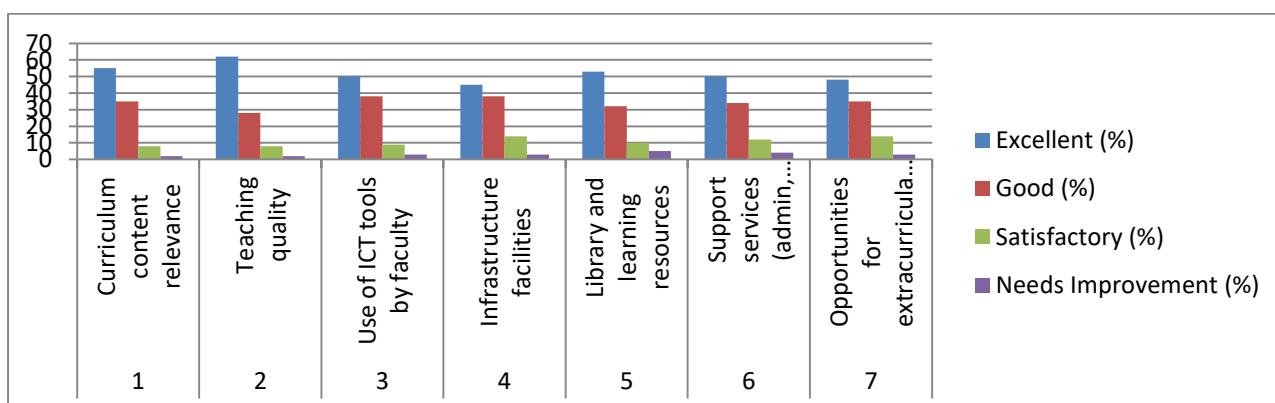
**PRINCIPAL**



**Late Harilal Naik Gramin Vikas Sanstha's**  
**Rajiv Gandhi College of Computer Science**

**Student Feedback Analysis Report (Academic Year: 2022–23)**

Sr. No.	Feedback Parameter	Excellent (%)	Good (%)	Satisfactory (%)	Needs Improvement (%)
1	Curriculum content relevance	55	35	8	2
2	Teaching quality	62	28	8	2
3	Use of ICT tools by faculty	50	38	9	3
4	Infrastructure facilities	45	38	14	3
5	Library and learning resources	53	32	10	5
6	Support services (admin, exam, etc.)	50	34	12	4
7	Opportunities for extracurricular activities	48	35	14	3



**IQAC CORDINATOR**

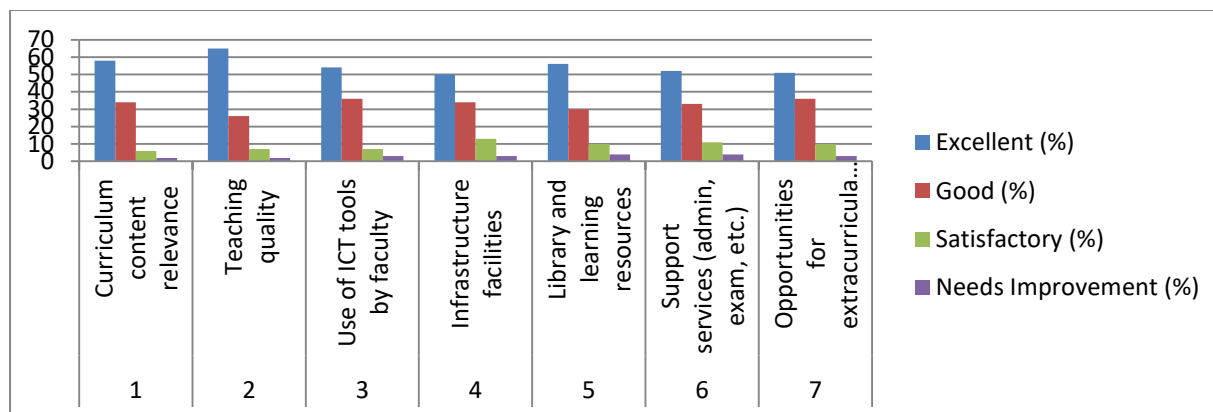
**PRINCIPAL**



**Late Harilal Naik Gramin Vikas Sanstha's**  
**Rajiv Gandhi College of Computer Science**

**Student Feedback Analysis Report (Academic Year: 2023–24)**

Sr. No.	Feedback Parameter	Excellent (%)	Good (%)	Satisfactory (%)	Needs Improvement (%)
1	Curriculum content relevance	58	34	6	2
2	Teaching quality	65	26	7	2
3	Use of ICT tools by faculty	54	36	7	3
4	Infrastructure facilities	50	34	13	3
5	Library and learning resources	56	30	10	4
6	Support services (admin, exam, etc.)	52	33	11	4
7	Opportunities for extracurricular activities	51	36	10	3



**IQAC CORDINATOR**

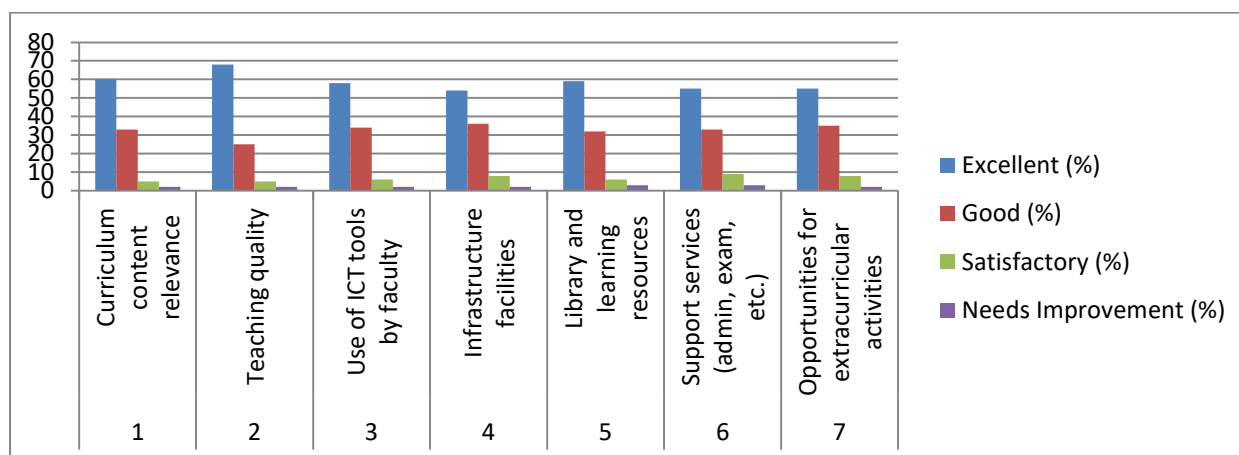
**PRINCIPAL**



**Late Harilal Naik Gramin Vikas Sanstha's**  
**Rajiv Gandhi College of Computer Science**

**Student Feedback Analysis Report (Academic Year: 2024–25)**

Sr. No.	Feedback Parameter	Excellent (%)	Good (%)	Satisfactory (%)	Needs Improvement (%)
1	Curriculum content relevance	60	33	5	2
2	Teaching quality	68	25	5	2
3	Use of ICT tools by faculty	58	34	6	2
4	Infrastructure facilities	54	36	8	2
5	Library and learning resources	59	32	6	3
6	Support services (admin, exam, etc.)	55	33	9	3
7	Opportunities for extracurricular activities	55	35	8	2



**IQAC CORDINATOR**

**PRINCIPAL**